



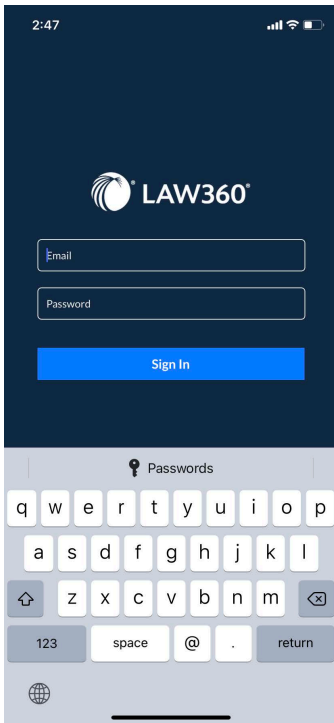
LAW360®

MOBILE APP FOR iOS AND ANDROID USER GUIDE

Download the App


To download the iOS app, click [here](#). To download the Android app, click [here](#).

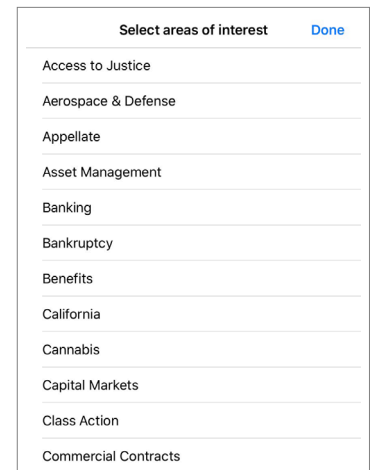
App Setup



Once you've downloaded and installed the app, you'll be prompted to enter your username and password. Your password will be remembered after you log in the first time.

The first time you log in, you'll be able to select your areas of interest from among the 60+ Law360 coverage areas including U.S. and U.K. sections, Law360 Pulse and Law360 Authority products*. Select as many sections as you like, and click **Done** in the top right corner.

These choices determine which headlines show up on the app home screen, as well as the breaking news alerts you'll receive. Adjust your areas of interest at any time by tapping  in the top left and selecting **Customize**.



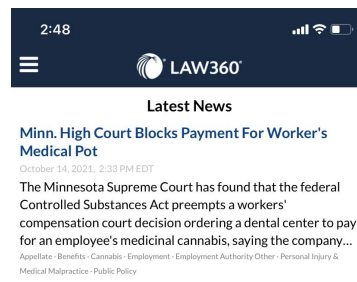
Access Articles

Each time you open the Law360 app, the most recent 300 articles will be downloaded, so you can read them even when offline.

To open an article, **touch the headline or summary**, and you'll be taken to the full article.

Articles include links to related stories and clickable PDF attachment such as complaints, orders and notices. You also have the option to open the article in your browser.

Note: Company and firm pages, and certain Platform Tools content is not currently available in the Law360 app.





Browse Sections

Sections

- Law360 US >
- Law360 UK >
- Law360 Tax Authority >
- Law360 Employment Authority >
- Law360 Insurance Authority >
- Law360 Pulse >

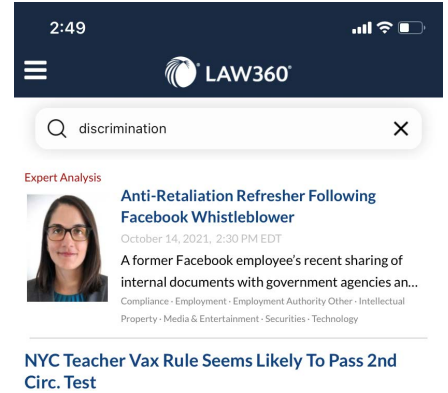
To browse specific sections, tap **Sections** at the bottom of the app to see the full list of Law360 sections.

Choose a section and you'll see the latest headlines for that practice area, industry or state.

Search Articles

You also have the option to search Law360 published articles within the app.

Select **Search** from the bottom menu and enter your keyword(s) to get matching results from the more than 440,000 archived Law360 news articles dating back to 2003.



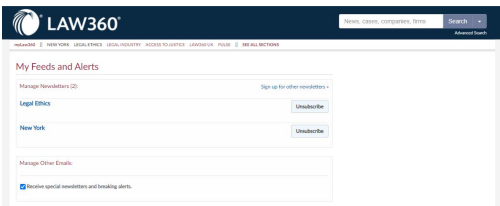
Get Breaking News Alerts

You'll also get an alert when big stories break, if push notifications are enabled for the Law360 app.

To specify which Law360 sections you want to receive alerts for, select your areas of interest on the **Customize** screen. If you don't select any areas of interest, you'll receive alerts based on the daily email newsletters you're subscribed to.

You can turn off push notifications at any time in the system settings app of your mobile device.

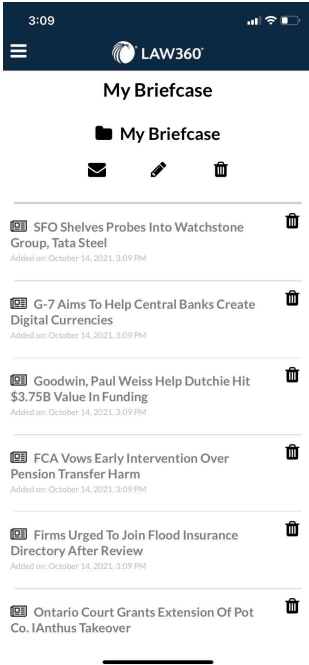
Customize Real-Time News Alerts**



Set up real-time alerts on news articles in your Law360 app. To enable real-time alerts, go to the **My Feeds and Alerts** page on your computer. Once you customize a case or news alert on your computer to be emailed in real-time, the option to turn on real-time alerts within the app will automatically appear.

Click the **App Alerts Disabled (email alerts will stay enabled)** button to turn on real-time alerts in the app. When alerts have been enabled, the gray button will turn red.

When real-time alerts are sent out, you will receive an article alert as a notification on your phone in addition to the regular alert email. Tap on the notification to go directly to the article. Real-time News Alert Push Notification settings can also be adjusted in the **Settings** screen of the app.



My Briefcase**

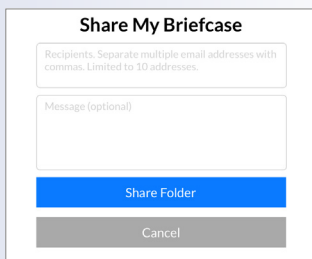
The Law360 Briefcase allows you to save articles related to specific cases, issues or other areas of interest all in one place. The folder system enables you to stay organized and easily reference and share research with your colleagues.

View, share and edit your Briefcase articles directly in the app.

To get to **My Briefcase**, Click the **☰** on the top left of the app.

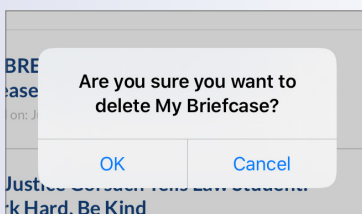
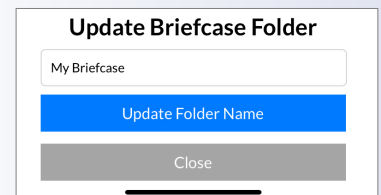
Once on the My Briefcase page, you can share, edit and view articles at the click of a button.

The contents of your Briefcase will be shown in list form on the page. To view the individual articles, click on the title, and you will be redirected to that page.



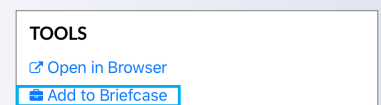
To share your Briefcase with coworkers, tap the **✉** and type in the email address(es) you want to share with. Personalize it with an optional message, and then click the blue **Share Folder** button.

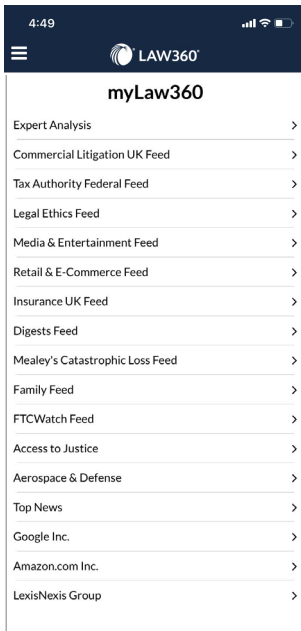
To update the folder name, tap the **✎**, type in the new folder name, and tap the blue **Update Folder Name** button.



If you want to delete a folder in your Briefcase, tap the **🗑**, then tap OK when prompted. You can also delete individual articles from your folder by tapping the **🗑** to the right of the article, and tap OK when prompted.


To add an article to your Briefcase, scroll to the bottom of the article page, and click **Add to Briefcase**. Scroll to select which folder you want to add it to, and tap the blue **Add to Briefcase** button.



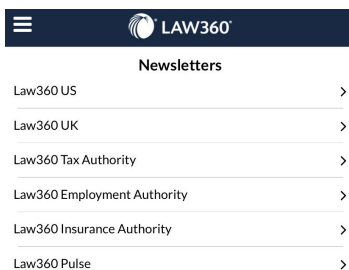


myLaw360

myLaw360 is a tool allowing users to customize their own dashboard of news feeds most relevant to them. Feeds include options for all Law360 coverage areas and select LexisNexis legal news products, as well as the ability to create custom, user-defined search feeds and organization feeds.

Access myLaw360 by clicking  in the top left corner of the screen. Tap **myLaw360** to see your dashboard. App news feeds only include articles that you have access to based on your subscription. LexisNexis articles are accessible on the Law360 app but will open in the in-app web browser.

Feeds are created and edited on the myLaw360 desktop version at www.law360.com/me, and then accessible on the go with the Law360 app.



Newsletters

To browse newsletters, tap **Newsletters** at the bottom of the app to see the full list of Law360 newsletters.

Users can view their daily newsletters within the app in their entirety and click into articles from there, as well as enable push notifications that will send them directly to the newsletter in-app. Newsletter Push Notification settings can be adjusted in the **Settings** screen.

Compatibility

The Law360 iOS app requires an iPhone, iPad or iPod Touch installed with iOS 12.0 or later. The Law360 Android app is compatible with any Android mobile device installed with software Android 5.0 and up.

Feedback & Support

Please contact us at customerservice@law360.com or [646-783-7100](tel:646-783-7100) with any issues or questions. We appreciate any and all feedback as we work to improve our products to meet all of our customers' needs.

Last updated October 2021

**In order to access the other product lines on the Law360 app, you must also subscribe to them.*

***A Platform subscription is required to access this feature.*